

# DORCHESTER COUNTY PUBLIC SCHOOLS

## FY 2012 APPROVED BUDGETS



### THE DORCHESTER COUNTY BOARD OF EDUCATION

#### BOARD MEMBERS 2011 - 2012

<b>James M. Bishop</b> President	-----	<b>2012</b>
<b>Lorraine T. Henry</b> Vice-President	-----	<b>2014</b>
<b>Glenn Bramble</b>	-----	<b>2012</b>
<b>Philip L. Bramble</b>	-----	<b>2012</b>
<b>Glen A. Payne</b>	-----	<b>2014</b>

**Henry V. Wagner, Jr.**  
**Superintendent of Schools**

700 Glasgow Street  
Cambridge, MD 21613  
410-228-4747

June 6, 2011

# DORCHESTER COUNTY PUBLIC SCHOOLS

## FY 2012 APPROVED BUDGETS

### TABLE OF CONTENTS

	Page
<b>Operating Budget:</b>	1-9
Revenue By Source	2
Details of Operating Budget Increases	3-4
Budget Summary - By Category	5
Budget Summary - By Category and Object	6
Restricted Grants Listing	7
Food Service Fund	8
Employees by Category and Position	9
<b>Capital Budget:</b>	10
Technology Budget:	10

The Board of Education of Dorchester County does not discriminate in admissions, access, treatment, or employment in its programs and activities on the basis of race, color, sex, age, national origin, religion, disability, sexual orientation, or other basis as prohibited by law.

**DORCHESTER COUNTY PUBLIC SCHOOLS**

**FY 2012 APPROVED OPERATING BUDGET**

**DORCHESTER COUNTY PUBLIC SCHOOLS**

**FY 2012 APPROVED OPERATING BUDGET**

**REVENUE BY SOURCE**

Description	FY'11 Approved	FY'12 Approved	Increase (Decrease)
<b>UNRESTRICTED REVENUES</b>			
<u>COUNTY GOVERNMENT</u>			
Appropriation	17,389,545	16,481,888	(907,657)
<b>TOTAL COUNTY GOVERNMENT</b>	\$ 17,389,545	\$ 16,481,888	\$ (907,657)
<u>STATE SOURCES</u>			
Current Expense Aid	\$ 17,782,166	\$ 17,329,311	(452,855)
Compensatory Education	7,578,645	8,481,366	902,721
Special Education	1,246,976	1,233,506	(13,470)
Transportation	2,083,712	2,299,645	215,933
Limited English Proficient	334,784	279,611	(55,173)
Guaranteed Tax Base	27,840	-	(27,840)
Supplemental Grant	757,497	1,321,515	564,018
State Fiscal Stabilization Fund	1,258,567	-	(1,258,567)
<b>TOTAL STATE AID</b>	\$ 31,070,187	\$ 30,944,954	\$ (125,233)
<u>OTHER RECEIPTS</u>			
Investment Income	20,000	8,500	(11,500)
Summer School Tuition	10,500	10,500	-
Building Use & Rental	10,000	10,000	-
Athletic & Field Trips - Use of Bus	50,000	40,000	(10,000)
Erate rebate	175,456	214,751	39,295
Miscellaneous	29,500	29,500	-
Incoming Transfers - Other BOEs	40,000	40,000	-
ESMEC Health Alliance	450,000	450,000	-
<b>TOTAL OTHER RECEIPTS</b>	\$ 785,456	\$ 803,251	\$ 17,795
<u>FUND BALANCE</u>			
Fund balance FY '10 (see note **)		568,470	568,470
Fund balance FY '11 (see note ****)		446,625	446,625
<b>TOTAL FUND BALANCE</b>	\$ -	\$ 1,015,095	\$ 1,015,095
<b>TOTAL UNRESTRICTED BUDGET REVENUES</b>	\$ 49,245,188	\$ 49,245,188	\$ -

\*\* Note: \$125,698 of FY 2010 fund balance will be transferred to the School Construction Fund and utilized for the Dell computer lease program.

\*\*\*\* Note: This is FY 2011 fund balance created by the use of the Federal Education Jobs Funds.

**DORCHESTER COUNTY PUBLIC SCHOOLS**

**FY 2012 APPROVED BUDGET**

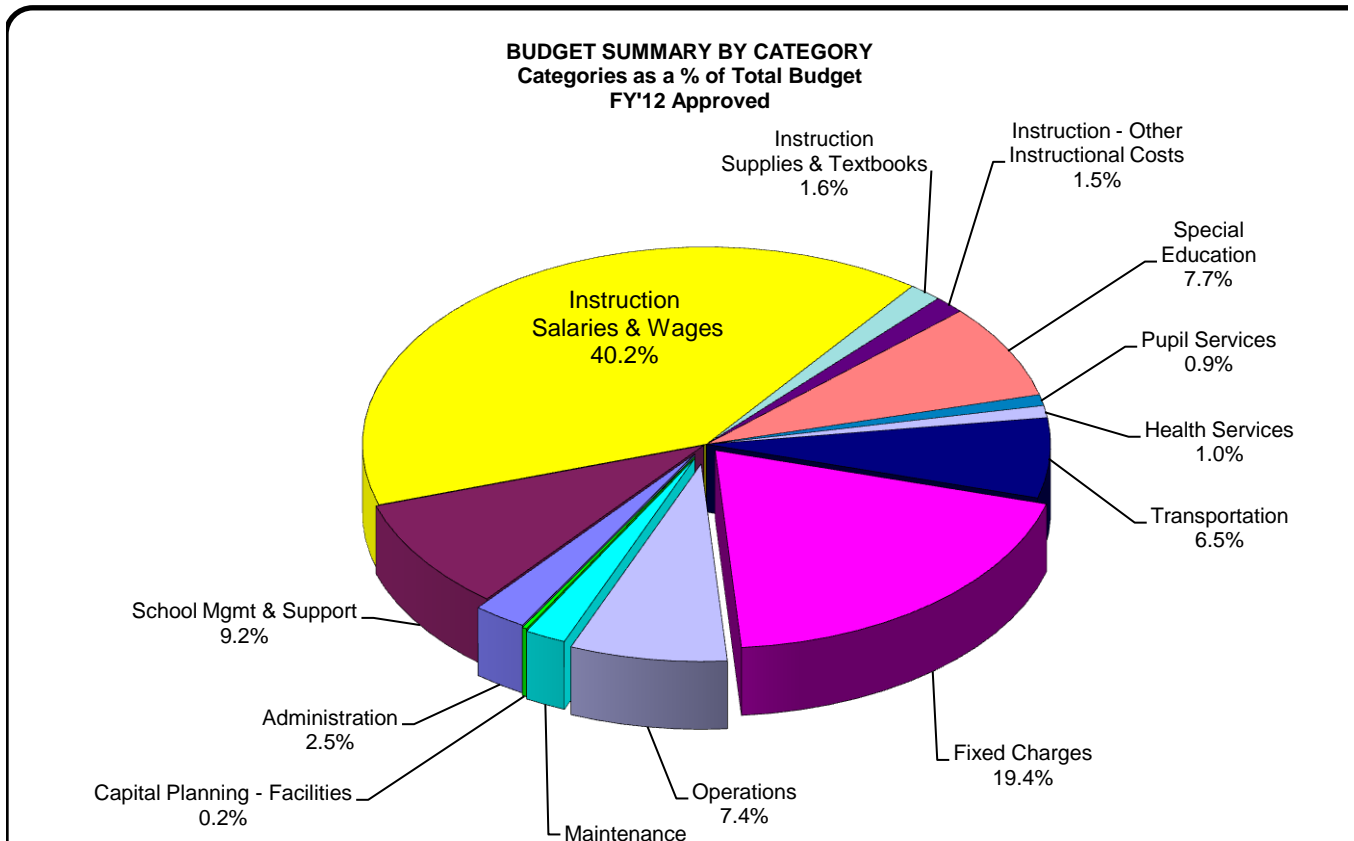
**REALLOCATION OF EXISTING FUNDS**



# DORCHESTER COUNTY PUBLIC SCHOOLS FY 2012 APPROVED OPERATING BUDGET

## BUDGET BY CATEGORY

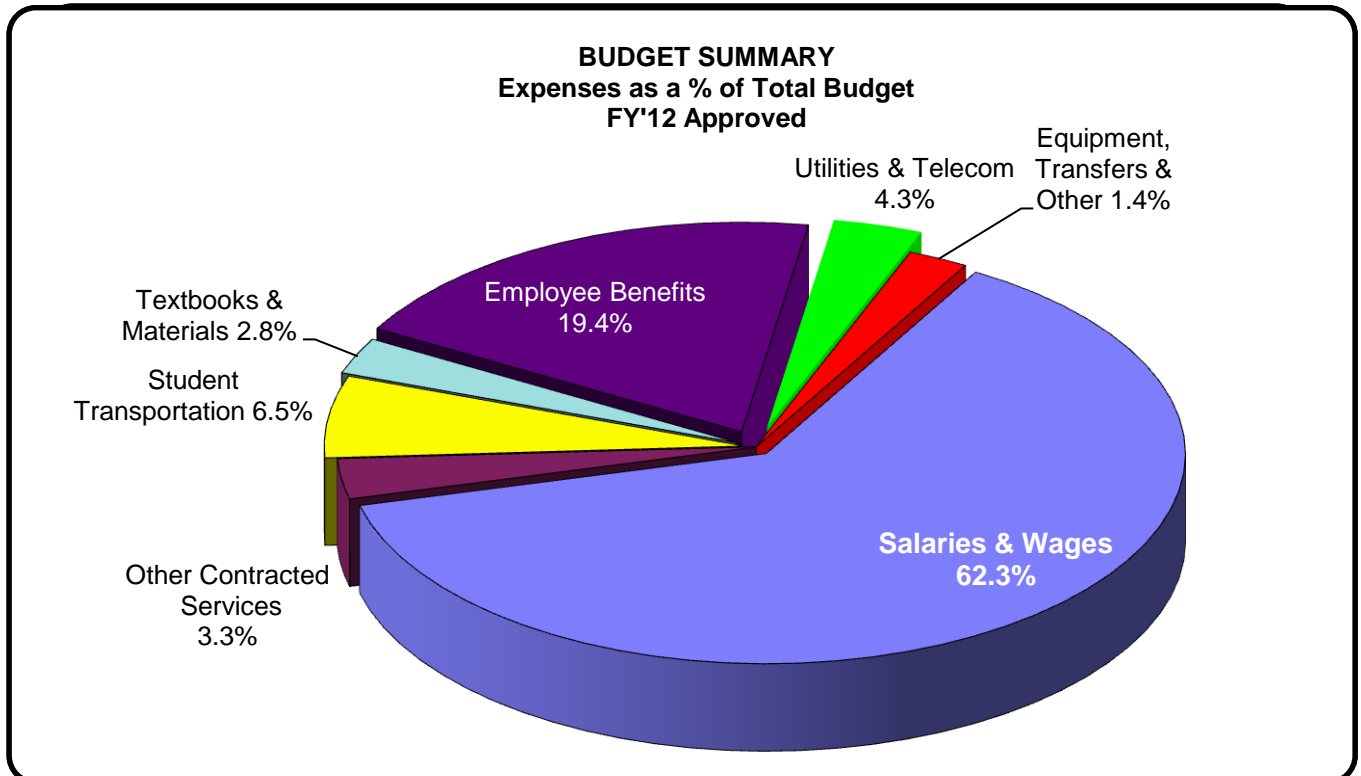
Category Description	FY'11 Approved	FY'12 Approved	% of TOTAL BUDGET	FY'12 Incr. (Decr.) over FY'11
Administration	\$ 1,245,492	\$ 1,233,370	2.50%	(12,122)
School Mgmt & Support	4,519,871	4,530,362	9.20%	10,491
Instruction - Salaries & Wages	20,202,310	19,785,024	40.18%	(417,286)
Instruction - Supplies & Textbooks	762,885	763,920	1.55%	1,035
Instruction - Other Instructional Costs	665,417	713,695	1.45%	48,278
Special Education	3,721,565	3,810,355	7.74%	88,790
Pupil Services	398,062	443,220	0.90%	45,158
Health Services	432,572	488,572	0.99%	56,000
Transportation	3,053,748	3,218,920	6.54%	165,172
Fixed Charges	9,549,884	9,554,909	19.40%	5,025
Operations	3,727,784	3,638,382	7.39%	(89,402)
Maintenance	842,776	952,950	1.94%	110,174
Capital Planning - Facilities	122,822	111,509	0.23%	(11,313)
<b>BUDGET TOTALS</b>	<b>\$49,245,188</b>	<b>\$ 49,245,188</b>	<b>100.00%</b>	<b>\$ -</b>



# DORCHESTER COUNTY PUBLIC SCHOOLS FY 2012 APPROVED OPERATING BUDGET

## BUDGET SUMMARY BY CATEGORY AND OBJECT

Object: Category:	Salaries & Wages	Contracted Services	Supplies & Materials	Other Charges	Equipment Transfers	TOTAL
Administration	\$ 980,772	\$ 181,499	\$ 72,109	\$ 83,990	\$ - \$ (85,000)	\$ 1,233,370
School Mgmt & Support	3,973,043	50,100	138,069	369,150	- -	4,530,362
Instructional Salaries	19,785,024					19,785,024
Instructional Supplies			763,920			763,920
Instructional Other		203,782		463,455	11,458 35,000	713,695
Special Education	3,415,176	378,079	10,500	6,600	- -	3,810,355
Pupil Services	426,744	-	7,000	9,476	- -	443,220
Health Services	29,076	459,496	-	-	- -	488,572
Transportation	450,872	2,571,069	142,650	54,329	- -	3,218,920
Fixed Charges	-	-	-	9,554,909	- -	9,554,909
Operations	1,432,340	187,118	159,600	1,859,324	- -	3,638,382
Maintenance	534,837	180,250	205,000	14,650	18,213 -	952,950
Capital Planning-Fac.	104,429	-	3,780	3,300	- -	111,509
<b>TOTAL</b>	<b>\$ 31,132,313</b>	<b>\$ 4,211,393</b>	<b>\$ 1,502,628</b>	<b>\$ 12,419,183</b>	<b>\$ 29,671 \$ (50,000)</b>	<b>\$ 49,245,188</b>
FY '11 TOTAL	\$ 31,467,400	\$ 3,928,742	\$ 1,456,730	\$ 12,396,645	\$ 40,671 \$ (45,000)	\$ 49,245,188
Increase / (Decrease)	\$ (335,087)	\$ 282,651	\$ 45,898	\$ 22,538	\$ (11,000) \$ (5,000)	\$ -





**DORCHESTER COUNTY PUBLIC SCHOOLS  
FY 2012 APPROVED OPERATING BUDGET  
RESTRICTED GRANTS**

<b>GRANT #</b>	<b>GRANT NAME</b>	<b>ESTIMATED GRANT AMOUNT</b>
<b>FEDERAL GRANTS</b>		
450	Medicaid	\$ 210,000
451	Medicaid - Infants & Toddlers	30,000
452	Asst. to States for Educating Students w/Disabilities - State Passthrough	983,070
456	Pre-school Passthrough	29,076
457	Aid to Education - Parts B&C	39,407
470	Discretionary - Special Education Advisory Committee	2,500
473	Discretionary - Transition Services	6,000
477	Discretionary - Partners	10,000
478	Discretionary - Alternative Maryland School Assessment	13,723
479	Discretionary - Individual Education Plan Support	12,359
501	Career & Tech Education - Perkins	77,467
507-514	Race to the Top	925,006
554	Migrant Education Service Center	80,000
572	Title III, English Language Acquisition	17,796
651	Title I	1,453,176
698	Title II, Part A, Improving Teacher Quality	297,812
<b>TOTAL FEDERAL GRANTS</b>		<b>\$ 4,187,392</b>

**STATE GRANTS**

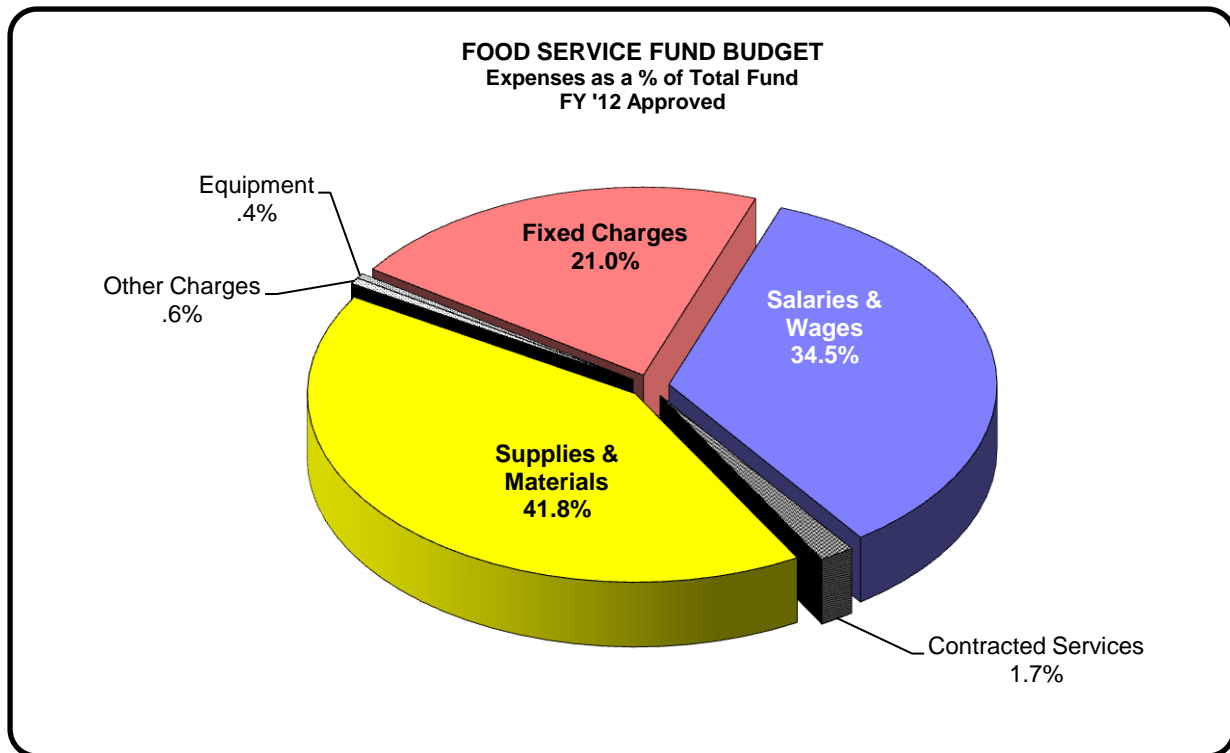
476	Aid to Education	60,296
556	Fine Arts Initiative	20,000
557	Maryland Model for School Readiness	3,000
566	Judy Center	323,333
603	Science, Technology, Engineering and Math (STEM)	50,000
N/A	Aging School Program	65,000
<b>TOTAL STATE GRANTS</b>		<b>\$ 521,629</b>

# DORCHESTER COUNTY PUBLIC SCHOOLS FY 2012 APPROVED OPERATING BUDGET

## FOOD SERVICE FUND RESTRICTED

OBJECT	FY'11 Approved	FY'12 Approved	Increase (Decrease)
<b>Salaries &amp; Wages</b>	\$ 824,580	\$ <b>824,580</b>	\$ -
<b>Contracted Services</b>	39,000	<b>41,000</b>	2,000
<b>Supplies &amp; Materials</b>	993,500	<b>998,000</b>	4,500
<b>Other Charges</b>	13,500	<b>12,500</b>	(1,000)
<b>Equipment</b>	20,000	<b>10,000</b>	(10,000)
<b>Fixed Charges</b>	472,082	<b>502,206</b>	30,124
<b>Grand Total</b>	<u>\$ 2,362,662</u>	<u>\$ <b>2,388,286</b></u>	<u>\$ 25,624</u>

The cost of providing school breakfast and lunch to Dorchester's students is accounted for in this fund. This is a totally self supporting fund. Operating resources come from paid meals, federal and state government reimbursement based on the number of meals served, and through USDA food commodities. The type of lunch and breakfast served is regulated by the state, and menus are monitored to ensure compliance. The School Food Service Program is designed to provide meals to students regardless of their ability to pay. We receive federal and state subsidies to support the Food Service Program.



**DORCHESTER COUNTY PUBLIC SCHOOLS**  
**FY 2012 APPROVED OPERATING BUDGET**

**FULL TIME EQUIVALENT EMPLOYEES BY CATEGORY AND POSITION**

Category Description	General Fund Approved	Grant Funds Approved	Total FTEs Approved
Administration	18.00		<b>18.00</b>
School Mgmt & Support	61.75	3.75	<b>65.50</b>
Instruction - Salaries & Wages	395.00	19.50	<b>414.50</b>
Special Education	70.00	13.00	<b>83.00</b>
Pupil Services	7.00		<b>7.00</b>
Health Services	1.00		<b>1.00</b>
Transportation	15.00		<b>15.00</b>
Operations	49.50		<b>49.50</b>
Maintenance	11.00		<b>11.00</b>
Capital Outlay - Facilities	0.50		<b>0.50</b>
Food Service Fund	<u>0.00</u>	<u>45.00</u>	<b><u>45.00</u></b>
<b>BUDGET TOTALS</b>	<b><u>628.75</u></b>	<b><u>81.25</u></b>	<b><u>710.00</u></b>

Position Description	General Fund Approved	Grant Funds Approved	Total FTEs Approved
Board Members	5.00		<b>5.00</b>
Superintendent	1.00		<b>1.00</b>
Assistant Superintendent	2.00		<b>2.00</b>
Supervisor/Facilitator	7.75	1.25	<b>9.00</b>
Principal	12.00	1.00	<b>13.00</b>
Vice-Principal	13.00		<b>13.00</b>
Teacher	355.00	29.50	<b>384.50</b>
Therapist	6.00		<b>6.00</b>
Guidance Counselor	16.00		<b>16.00</b>
Librarian	11.00		<b>11.00</b>
Psychologist	3.00		<b>3.00</b>
Pupil Personnel Worker	3.00		<b>3.00</b>
Nurse	1.00		<b>1.00</b>
Other Professional Staff	19.00	2.00	<b>21.00</b>
Secretary and Specialist	40.50	3.00	<b>43.50</b>
Bus Driver	7.00		<b>7.00</b>
Bus Monitor	6.00		<b>6.00</b>
Instructional Assistants	64.50	1.50	<b>66.00</b>
Tradesman/Building Engineers	7.00		<b>7.00</b>
Custodian	49.00		<b>49.00</b>
Food Service	<u>0.00</u>	<u>43.00</u>	<b><u>43.00</u></b>
<b>BUDGET TOTALS</b>	<b><u>628.75</u></b>	<b><u>81.25</u></b>	<b><u>710.00</u></b>

**DORCHESTER COUNTY PUBLIC SCHOOLS**

**FY 2012 APPROVED CAPITAL BUDGET**

**TECHNOLOGY**

	<b>Approved Budget</b>
<b><u>Dell Computer Lease</u></b>	
Continuation of the three, 3 year lease programs	
Buy out of # 2 lease	38,517
Lease payment for # 3 lease	163,910
Buy out of # 3 lease	65,798
<b>Total FY 2012 Technology Budget:</b>	<b><u><u>\$ 268,225</u></u></b>