

DORCHESTER COUNTY PUBLIC SCHOOLS

FY 2013 APPROVED BUDGET



THE BOARD OF EDUCATION OF DORCHESTER COUNTY

BOARD MEMBERS 2012 - 2013

James M. Bishop President	-----	2012
Lorraine T. Henry Vice-President	-----	2014
Glenn Bramble	-----	2012
Philip L. Bramble	-----	2012
Glen A. Payne	-----	2014

Henry V. Wagner, Jr., Ed.D.
Superintendent of Schools

700 Glasgow Street
Cambridge, MD 21613
410-228-4747

June 20, 2012

DORCHESTER COUNTY PUBLIC SCHOOLS

FY 2013 APPROVED BUDGET

TABLE OF CONTENTS

	Page
Operating Budget:	1-9
Revenue By Source	2
Details of Operating Budget Increases	3-4
Budget Summary - By Category	5
Budget Summary - By Category and Object	6
Restricted Grants Listing	7
Food Service Fund	8
Employees by Category and Position	9

The Board of Education of Dorchester County does not discriminate in admissions, access, treatment, or employment in its programs and activities on the basis of race, color, sex, age, national origin, religion, disability, sexual orientation, or other basis as prohibited by law.

DORCHESTER COUNTY PUBLIC SCHOOLS

FY 2013 APPROVED OPERATING BUDGET

DORCHESTER COUNTY PUBLIC SCHOOLS

FY 2013 APPROVED OPERATING BUDGET

REVENUE BY SOURCE

Description	FY'12 Approved	FY'13 Approved	Increase (Decrease)
UNRESTRICTED REVENUES			
<u>COUNTY GOVERNMENT</u>			
Appropriation	16,481,888	17,963,318	1,481,430
TOTAL COUNTY APPROPRIATION	\$ 16,481,888	\$ 17,963,318	\$ 1,481,430
<u>STATE SOURCES</u>			
Current Expense Aid	\$ 17,329,311	\$ 17,918,107	588,796
Compensatory Education	8,481,366	9,226,061	744,695
Special Education	1,233,506	1,222,751	(10,755)
Transportation	2,299,645	2,331,942	32,297
Limited English Proficient	279,611	291,147	11,536
Guaranteed Tax Base	-	42,241	42,241
Supplemental Grant	1,321,515	1,321,515	-
TOTAL STATE AID	\$ 30,944,954	\$ 32,353,764	\$ 1,408,810
<u>OTHER RECEIPTS</u>			
Investment Income	8,500	4,000	(4,500)
Summer School Tuition	10,500	10,500	-
Building Use & Rental	10,000	10,000	-
Athletic & Field Trips - Use of Bus	40,000	20,000	(20,000)
Erate rebate	214,751	214,751	-
Miscellaneous	29,500	29,500	-
Incoming Transfers - Other BOEs	40,000	40,000	-
ESMEC Health Alliance	450,000	450,000	-
TOTAL OTHER RECEIPTS	\$ 803,251	\$ 778,751	\$ (24,500)
<u>FUND BALANCE</u>			
Fund balance FY '10	568,470		(568,470)
Fund balance FY '11	446,625	726,763	280,138
TOTAL FUND BALANCE	\$ 1,015,095	\$ 726,763	\$ (288,332)
 TOTAL UNRESTRICTED BUDGET REVENUES	 \$ 49,245,188	 \$ 51,822,596	 \$ 2,577,408

DORCHESTER COUNTY PUBLIC SCHOOLS

FY 2013 APPROVED BUDGET

UTILIZATION OF INCREASE IN FUNDING

DORCHESTER COUNTY PUBLIC SCHOOLS

FY 2013 APPROVED COST OF BUDGET INITIATIVES

MAINTAINING ESSENTIAL SERVICES

1	Safe schools initiatives	\$	175,000
2	Health premiums - new participants (+26)		275,067
3	Bus fuel - price increase		147,367
4	School nurse program - Health Department contract		54,784
5	Heating fuel oil - price increase		46,011
6	2 IA's - preK enrollment (SHE/CES)		32,968
7	Special Education - legal fees		5,000
8	Bank fees		2,000
	Subtotal		<u>738,197</u>

WORKFORCE INITIATIVES

9	Allowance - salary increase (includes fringes)		920,702
10	Allowance - bus contractor increase		26,500
	Subtotal		<u>947,202</u>

TEXTBOOK & INSTRUCTIONAL IMPROVEMENTS

11	Textbooks - restore to former funding level		50,000
12	M.O.I. - DCTC new programs, and partially restore former funding		40,374
13	Summer school additional math enrichment		7,500
	Subtotal		<u>97,874</u>

CAPITAL MAINTENANCE

14	Building, parking lot, etc., repairs		50,000
15	Contracts for fire/emergency systems		13,000
16	Playground safety surfacing		10,000
	Subtotal		<u>73,000</u>

TECHNOLOGY

17	File server replacement project	Subtotal	64,592
----	---------------------------------	----------	--------

STATE MANDATES

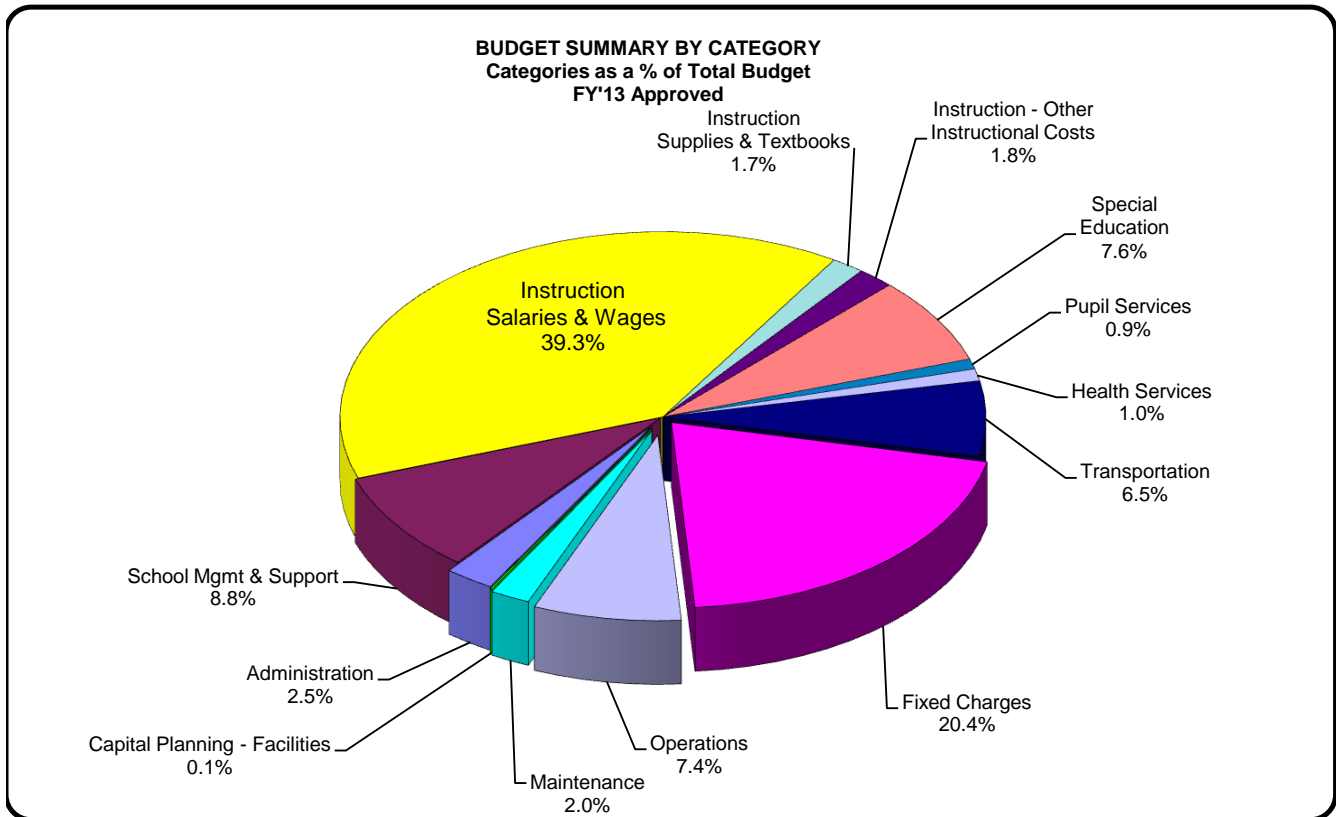
18	Teacher Pension-State pass back	Subtotal	656,543
----	---------------------------------	----------	---------

Grand Total - Utilization of Funding Increase: \$ 2,577,408

DORCHESTER COUNTY PUBLIC SCHOOLS FY 2013 APPROVED OPERATING BUDGET

BUDGET BY CATEGORY

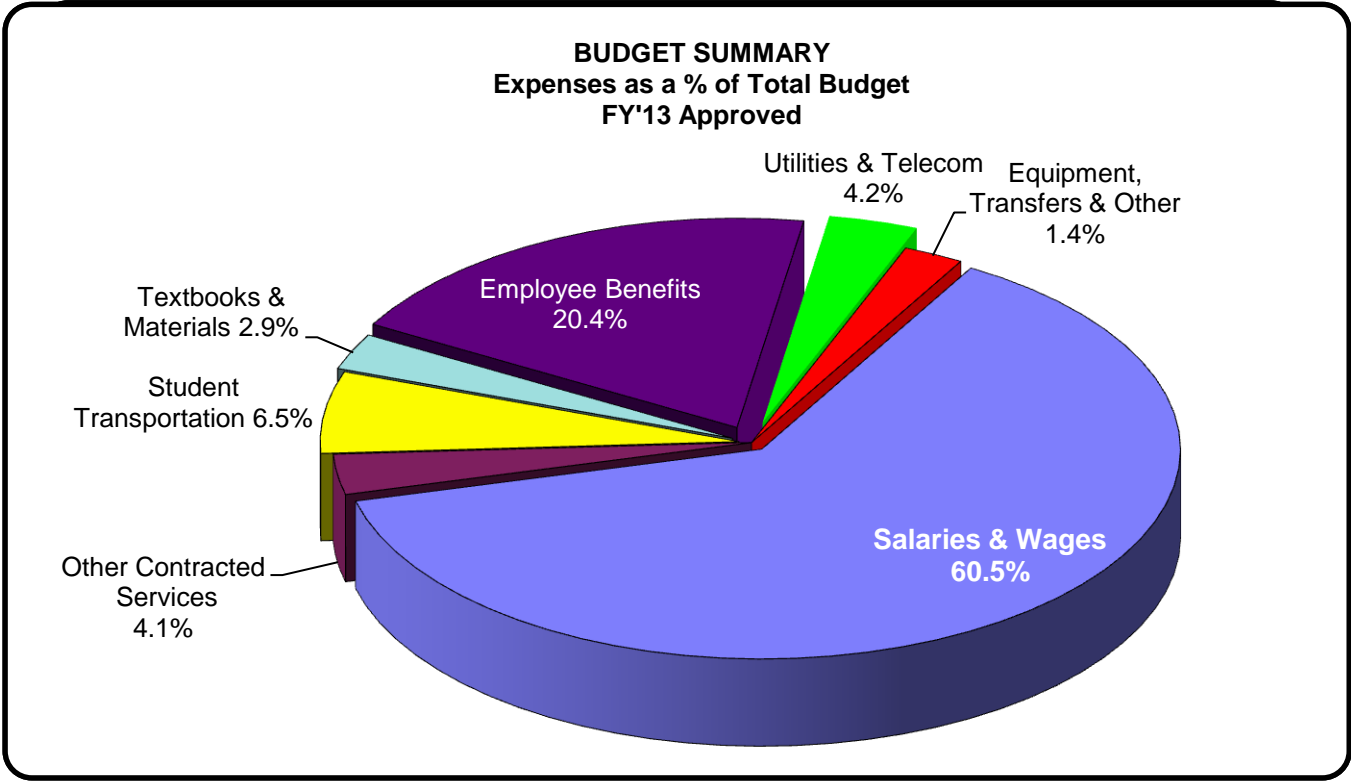
Category Description	FY'12 Approved	FY'13 Approved	% of TOTAL BUDGET	FY'13 Incr. (Decr.) over FY'12
Administration	\$ 1,233,370	\$ 1,277,425	2.46%	44,055
School Mgmt & Support	4,530,362	4,582,083	8.84%	51,721
Instruction - Salaries & Wages	19,785,024	20,342,897	39.25%	557,873
Instruction - Supplies & Textbooks	763,920	854,294	1.65%	90,374
Instruction - Other Instructional Costs	713,695	953,287	1.84%	239,592
Special Education	3,810,355	3,916,353	7.56%	105,998
Pupil Services	443,220	457,776	0.88%	14,556
Health Services	488,572	542,496	1.05%	53,924
Transportation	3,218,920	3,388,873	6.54%	169,953
Fixed Charges	9,554,909	10,585,955	20.43%	1,031,046
Operations	3,638,382	3,832,203	7.39%	193,821
Maintenance	952,950	1,032,312	1.99%	79,362
Capital Planning - Facilities	111,509	56,642	0.11%	(54,867)
BUDGET TOTALS	\$49,245,188	\$ 51,822,596	100.00%	\$ 2,577,408



DORCHESTER COUNTY PUBLIC SCHOOLS FY 2013 APPROVED OPERATING BUDGET

BUDGET SUMMARY BY CATEGORY AND OBJECT

Object: Category:	Salaries & Wages	Contracted Services	Supplies & Materials	Other Charges	Equipment Transfers	TOTAL
Administration	\$ 1,003,851	\$ 201,475	\$ 72,109	\$ 84,990	\$ - \$ (85,000)	\$ 1,277,425
School Mgmt & Support	4,013,866	47,600	138,069	382,548	- -	4,582,083
Instructional Salaries	20,342,897					20,342,897
Instructional Supplies			854,294			854,294
Instructional Other		412,774		463,455	42,058 35,000	953,287
Special Education	3,394,428	504,825	10,500	6,600	- -	3,916,353
Pupil Services	441,300	-	7,000	9,476	- -	457,776
Health Services	-	542,496	-	-	- -	542,496
Transportation	462,626	2,727,608	142,650	55,989	- -	3,388,873
Fixed Charges	-	-	-	10,585,955	- -	10,585,955
Operations	1,549,810	187,118	187,100	1,908,175	- -	3,832,203
Maintenance	541,199	243,250	215,000	14,650	18,213 -	1,032,312
Capital Planning-Fac.	49,562	-	3,780	3,300	- -	56,642
TOTAL	\$ 31,799,539	\$ 4,867,146	\$ 1,630,502	\$ 13,515,138	\$ 60,271 \$ (50,000)	\$ 51,822,596
FY '12 TOTAL	\$ 31,132,313	\$ 4,211,393	\$ 1,502,628	\$ 12,419,183	\$ 29,671 \$ (50,000)	\$ 49,245,188
Increase / (Decrease)	\$ 667,226	\$ 655,753	\$ 127,874	\$ 1,095,955	\$ 30,600 \$ -	\$ 2,577,408



**DORCHESTER COUNTY PUBLIC SCHOOLS
FY 2013 APPROVED OPERATING BUDGET
RESTRICTED GRANTS**

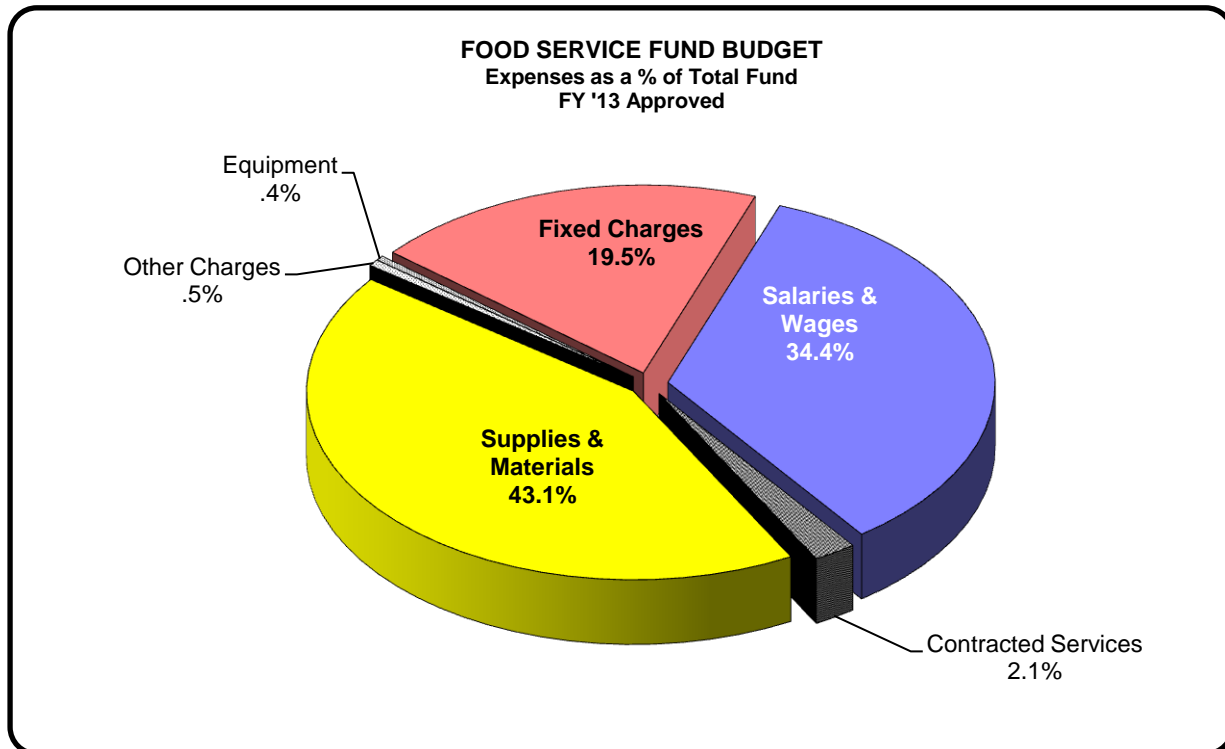
GRANT #	GRANT NAME	ESTIMATED GRANT AMOUNT
FEDERAL GRANTS		
450	Medicaid	\$ 200,000
451	Medicaid - Infants & Toddlers	50,000
452	Asst. to States for Educating Students w/Disabilities - State Passthrough	976,893
456	Pre-school Passthrough	28,073
457	Aid to Education - Parts B&C	78,226
470	Discretionary - Special Education Advisory Committee	2,500
473	Discretionary - College and Career Readiness	10,000
477	Discretionary - Partners	15,000
478	Discretionary - Alternative Maryland School Assessment	13,723
479	Discretionary - Local Priority Flexibility	50,368
501	Career & Technology Education - Perkins	76,492
507-514	Race to the Top	468,733
554	Migrant Education Service Center	80,000
572	Title III, English Language Acquisition	17,796
651	Title I	1,582,631
698	Title II, Part A, Improving Teacher Quality	295,097
TOTAL FEDERAL GRANTS		\$ 3,945,532
STATE GRANTS		
476	Aid to Education	58,001
556	Fine Arts Initiative	20,000
557	Maryland Model for School Readiness	3,000
566	Judy Center	323,333
603	Science, Technology, Engineering and Math (STEM)	50,000
N/A	Aging School Program	65,000
TOTAL STATE GRANTS		\$ 519,334
TOTAL RESTRICTED FEDERAL AND STATE GRANTS		\$ 4,464,866

DORCHESTER COUNTY PUBLIC SCHOOLS FY 2013 APPROVED OPERATING BUDGET

FOOD SERVICE FUND RESTRICTED

OBJECT	FY'12 Approved	FY'13 Approved	Increase (Decrease)
Salaries & Wages	\$ 824,580	\$ 850,861	\$ 26,281
Contracted Services	41,000	52,000	11,000
Supplies & Materials	998,000	1,067,000	69,000
Other Charges	12,500	13,500	1,000
Equipment	10,000	10,000	0
Fixed Charges	502,206	482,060	(20,146)
Grand Total	\$ 2,388,286	\$ 2,475,421	\$ 87,135

The cost of providing school breakfast and lunch to Dorchester's students is accounted for in this fund. This is a totally self supporting fund. Operating resources come from paid meals, federal and state government reimbursement based on the number of meals served, and through USDA food commodities. The type of lunch and breakfast served is regulated by the state, and menus are monitored to ensure compliance. The School Food Service Program is designed to provide meals to students regardless of their ability to pay. We receive federal and state subsidies to support the Food Service Program.



DORCHESTER COUNTY PUBLIC SCHOOLS
FY 2013 APPROVED OPERATING BUDGET

FULL TIME EQUIVALENT EMPLOYEES BY CATEGORY AND POSITION

Category Description	General Fund Approved	Grant Funds Approved	Total FTEs Approved
Administration	18.00		18.00
School Mgmt & Support	61.75	5.75	67.50
Instruction - Salaries & Wages	387.00	23.00	410.00
Special Education	71.40	12.60	84.00
Pupil Services	7.00		7.00
Transportation	15.00		15.00
Operations	51.25		51.25
Maintenance	11.25		11.25
Capital Outlay - Facilities	0.50		0.50
Food Service Fund	<u>0.00</u>	<u>45.00</u>	<u>45.00</u>
BUDGET TOTALS	<u>623.15</u>	<u>86.35</u>	<u>709.50</u>

Position Description	General Fund Approved	Grant Funds Approved	Total FTEs Approved
Board Members	5.00		5.00
Superintendent	1.00		1.00
Assistant Superintendent	2.00		2.00
Supervisor/Facilitator	7.75	2.25	10.00
Principal	12.00	1.00	13.00
Vice-Principal	13.00		13.00
Teacher	344.70	28.30	373.00
Therapist	7.00		7.00
Guidance Counselor	16.00		16.00
Librarian	11.00		11.00
Psychologist	4.00		4.00
Pupil Personnel Worker	4.00		4.00
Other Professional Staff	16.00	3.00	19.00
Secretary and Specialist	40.50	4.00	44.50
Bus Driver	7.00		7.00
Bus Monitor	6.00		6.00
Instructional Assistants	68.20	4.80	73.00
Tradesman/Building Engineers/Groundsman	9.00		9.00
Custodian	49.00		49.00
Food Service	<u>0.00</u>	<u>43.00</u>	<u>43.00</u>
BUDGET TOTALS	<u>623.15</u>	<u>86.35</u>	<u>709.50</u>